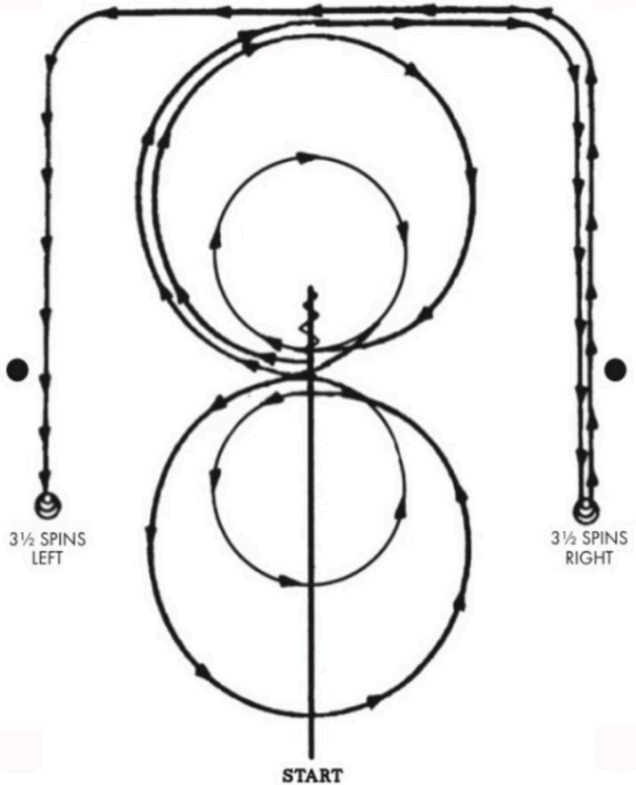
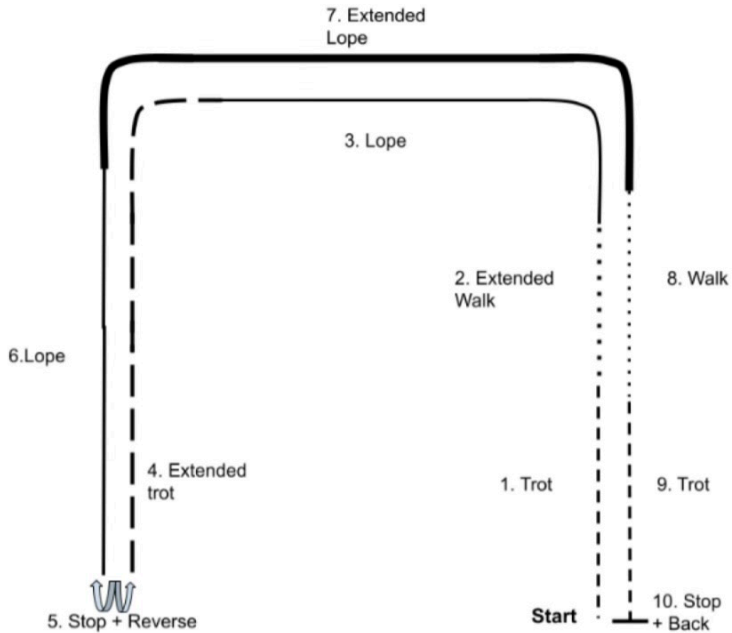


## Stock Horse Reining Pattern 6

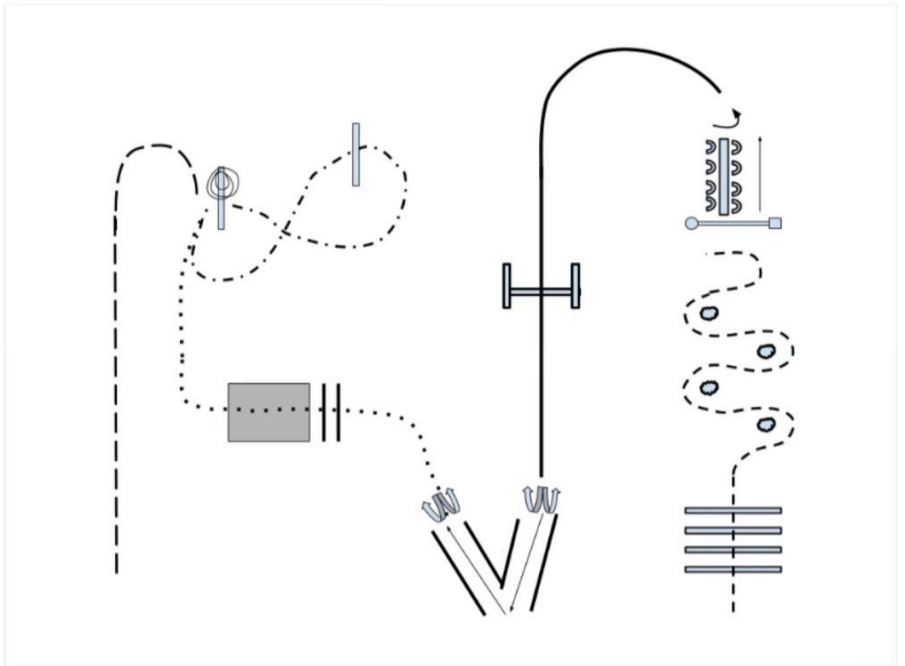


1. Start at the end of the arena. Run down the middle past center marker to a sliding stop.
2. Back at least 10 feet to center. 1/4 turn left.
3. Pickup right lead, large fast circle, small slow circle.
4. Change leads to left, large fast circle, small slow circle.
5. Change leads to right, do not close this circle.
6. Run around the end of the arena and down the side (approximately 20 feet from the fence) past center marker and come to a sliding stop.
7. Complete 3-1/2 spins to the right.
8. Continue back down the side and end of the arena to the other side (approximately 20 feet from the fence), go past center marker and come to a sliding stop.
9. Complete 3-1/2 spins to the left. Hesitate to complete pattern.



## Pleasure

1. Trot
2. Extended Walk
3. Lope
4. Extended Trot
5. Stop+ reverse either direction
6. Lope
7. Extended lope
8. Walk
9. Trot
10. Stop + back



## Trail

1. Trot over poles and through serpentine
2. RH push gate
3. Sidepass left over log and  $\frac{1}{4}$  turn left
4. Left lead lope over jump
5. Turn either direction and back through V, turn either direction out
6. Walk to and over logs and bridge
7. Drag/carry
8. Extended trot out